

- a full body harness is the only acceptable body holding device that can be used in a fall arrest system.
 - the anchor device or anchor point for the fall arrest system should always be positioned, and the work carried out in such a way, as to minimise both the potential for falls and potential fall distance. The anchor device/point should be placed above the position of the user. The shape and construction of the anchor device/point shall not allowed to self-acting disconnection of the equipment. Minimal static strength of the anchor device/point is 15 kN. It is recommended to use certified and marked structural anchor point complied with EN795.
 - it is obligatory to verify the free space required beneath the user at the workplace before each occasion of use the fall arrest system, so that, in the case of a fall, there will be no collision with the ground or other obstacle in the fall path. The required value of the free space should be taken from instruction manual of used equipment.
 - there are many hazards that may affect the performance of the equipment and corresponding safety precautions that have to be observed during equipment utilization, especially:
 - trailing or looping of lanyards or lifelines over sharp edges,
 - any defects like cutting, abrasion, corrosion,
 - climatic exposure,
 - pendulum falls,
 - extremes of temperature,
 - chemical reagents,
 - electrical conductivity.
 - personal protective equipment must be transported in the package (e.g.: bag made of moisture-proof textile or foil bag or cases made of steel or plastic) to protect it against damage or moisture.
 - the equipment can be cleaned without causing adverse effect on the materials in the manufacture of the equipment. For textile products use mild detergents for delicate fabrics, wash by hand or in a machine and rinse in water. Plastic parts can be cleaned only with water. When the equipment becomes wet, either from being in use or when due cleaning, it shall be allowed to dry naturally, and shall be kept away from direct heat. In metallic products some mechanic parts (spring, pin, hinge, etc.) can be regularly slightly lubricated to ensure better operation.
- Other maintenance and cleaning procedures should be adhered to detailed instructions stated in the manual of the equipment.
- personal protective equipment should be stored loosely packed, in a well-ventilated place, protected from direct light, ultraviolet degradation, damp environment, sharp edges, extreme temperatures and corrosive or aggressive substances.

IT IS THE RESPONSIBILITY OF THE USER ORGANISATION TO PROVIDE THE IDENTITY CARD AND TO FILL IN THE DETAILS REQUIRED.

THE IDENTITY CARD SHOULD BE FILLED IN BEFORE THE FIRST USE BY A COMPETENT PERSON, RESPONSIBLE IN THE USER ORGANIZATION FOR PROTECTIVE EQUIPMENT.

ANY INFORMATION ABOUT THE EQUIPMENT LIKE PERIODIC INSPECTIONS, REPAIRS, REASONS OF EQUIPMENT'S WITHDRAWN FROM USE SHALL BE NOTED INTO THE IDENTITY CARD BY A COMPETENT PERSON.

THE IDENTITY CARD SHOULD BE STORED DURING A WHOLE PERIOD OF EQUIPMENT UTILIZATION.

DO NOT USE THE EQUIPMENT WITHOUT THE IDENTITY CARD.

ALL RECORDS IN THE IDENTITY CARD CAN BE FILLED IN ONLY BY A COMPETENT PERSON.

IDENTITY CARD

MODEL AND TYPE OF EQUIPMENT	
REF. NUMBER	
SERIAL NUMBER	DATE OF MANUF.
USER NAME	
DATE OF PUTTING INTO OPERATION	
DATE OF PURCHASE	

PERIODIC EXAMINATION AND REPAIR HISTORY

	DATE	REASON FOR ENTRY PERIODIC EXAMINATION OR REPAIR	DEFECTS NOTED, REPAIRS CARRIED OUT AND OTHER RELEVANT INFORMATIONS	NAME AND SIGNATURE OF COMPETENT PERSON	PERIODIC EXAMINATION NEXT DUE DATE
1					
2					
3					
4					

SafetyLiftinGear.com
Unit R1D Rockingham Gate Poplar Way
West Cabot Park Bristol BS11 0YW
Tel: 0808 123 69 69 Fax: 01117 9381 602
sales@safetyliftinggear.com

Notified body, at which the European certification was performed and which supervises the production of the equipment:
APAVE SUDEUROPE SAS - BP 193 -
13322 MARSEILLE CEDEX 16 - FRANCE

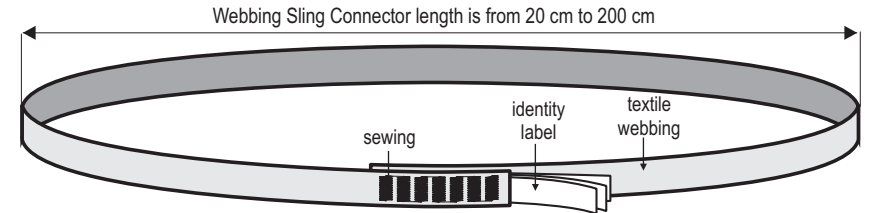


Webbing Sling Connector is a component of personal protective equipment against falls from a height and conforms to EN 354:2010, EN 795:2012/B, also conform standard EN 566:2006 Mountaineering equipment. Webbing Sling Connector is for the use of one person only..
WARNING: Any activities at height, like climbing, work or rescue actions are considered dangerous and may result in serious injuries or even death. The person using this equipment is responsible for any possible damage or consequences of an accident. If you do not agree to accept responsibility for such risks, you should not use this product.

- Webbing Sling Connector should only be used for personal fall protection equipment and NOT FOR LIFTING EQUIPMENT. AZ900 can be used as:
- anchorage device - a component of personal fall arrest equipment which is used to connect fall arrest devices to the structural anchor point.
 - lanyard - a component of personal fall arrest equipment in conjunction with energy absorber. Fall arrest system consisting of energy absorber (complies with EN 355) connected to Webbing Sling Connector. AZ900 (complies with EN 354) attached to the full body harness (complies with EN 361) and connected to the structural anchor point (complied with EN 795) can be used as a basic personal protective equipment against falls from a height. The total length of this sub-system with a lanyard including an energy absorber, terminations and connectors shall not exceed 2 m.

BASIC EQUIPMENT

Webbing Sling Connector is made of 21 mm width polyester webbing. Webbing endings are sewn forming a closed sling. AZ900's length is from 20 cm to 200 cm.



WITHDRAWING THE AZ900 FROM USE

- the AZ900 must be withdrawn from use and destroyed when:
 - it was used more than 5 years from the date of putting it into operation.
 - it was used to arrest a fall.
 - any mechanical, chemical or thermal defects have appeared.

ADMISSIBLE TIME OF USE

- the AZ900 can be used for 5 years, counting from the date of putting the device into operation. After 5 years of use the connector must be withdrawn from use and destroyed.

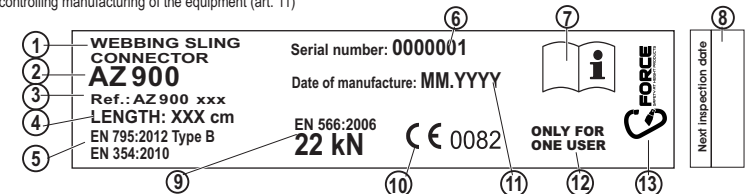
Using the AZ900 in connection with fall arrest system must be compatible with use instructions of the fall arrest systems and obligatory standards:

- EN 361 - for safety harness
- EN 353-1, EN 353-2, EN 354, EN 355, EN 360, EN 362 - for fall arrest systems
- EN 795 - for anchorages
- EN 358 - for work positioning systems

CONTENT OF THE DEVICE IDENTITY LABEL

1. name (type) of the device
2. trade mark
3. reference number*
4. device length
5. European standards (number/year/class)
6. number of the manufacturing series
7. caution: read the manual
8. date of next inspection
9. minimum strength tested according EN 566
10. CE marking and number of a notified body controlling manufacturing of the equipment (art. 11)
11. month/year of manufacture
12. number of people can use device
13. marking of the manufacturer or distributor

*) xxx - code of length
for example: xxx = 050 - length 50 cm
xxx = 200 - length 200 cm



USING THE WEBBING SLING CONNECTOR AS THE ANCHORAGE DEVICE (EN 795)

- Put the AZ900 around a construction element (structural anchor point) e.g. a steel beam - drawing **A**
- Connect the AZ900 endings with oval type snap hook - drawing **B1** or
- Put one ending of the AZ900 through the second one - drawing **B2**
- Attach a fall arrest device (e.g. energy absorber with lanyard, guided type fall arrester or retractable type fall arrester) to the Webbing Sling Connector with oval type snap hook - drawing **C**.

NOTICE:

When the Webbing Sling Connector is used as a part of connecting-absorbing subsystem, the user has to be equipped with an energy absorber which limits maximum dynamic forces exerted on the user during the arrest of fall to a maximum of 6 kN.

Attention:

Use only a certified (EN 362) snap hooks.

USE ANCHOR POINT ONLY IN VERTICAL DIRECTION
DO NOT USE THIN OR SHARP EDGE ANCHOR POINT.

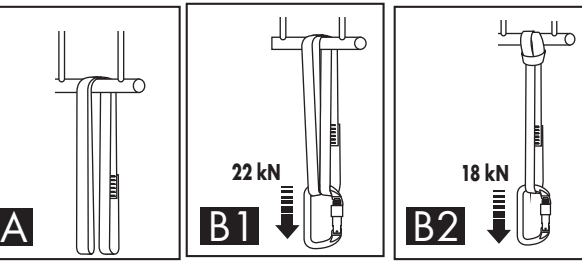
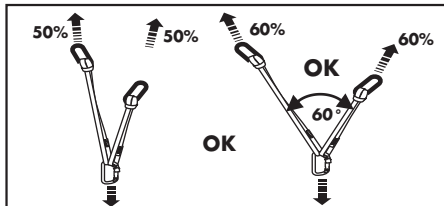


USING THE AZ900 AS A MOUNTAINEERING EQUIPMENT (EN 566)

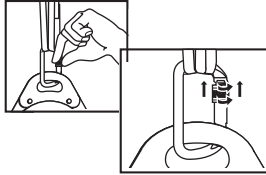
- Before using this equipment you have to:
- Read and understand this instruction for use.
 - Get proper training for actual use.
 - Follow declared capabilities and limitations.
 - Understand and accept risks involved.
 - Before each use check the AZ900 for damages webbing or seams.
 - Stay below the attachment point.

Using the AZ900 as a mountaineering equipment must be compatible with user instructions of the mountaineering equipment and obligatory standards:

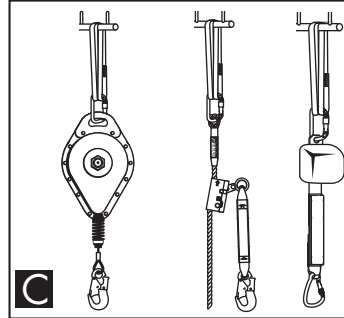
- EN 12275 - for connectors
- EN 12277 - for harnesses
- EN 567 - for rope clamps
- EN 958 - for energy absorbing systems for use in klettersteig climbing.



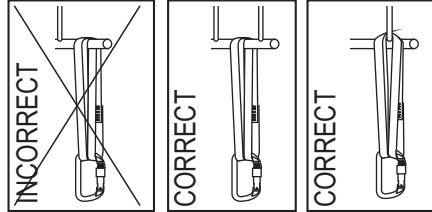
WARNING!



NECESSARILY PROTECT THE SNAP HOOK GATE WITH THE LOCKING GEAR

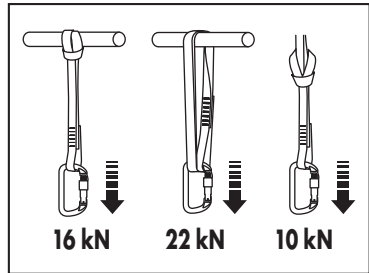


The structural anchor point should be situated above the working place and the shape of the structural anchor point should not let self-acting disconnection of the Webbing Sling Connector.



WARNING!

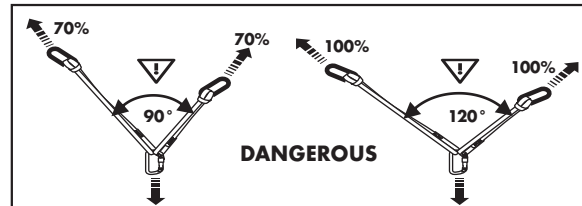
DO NOT FALL ONTO A SLING



FORCE TRIANGLE

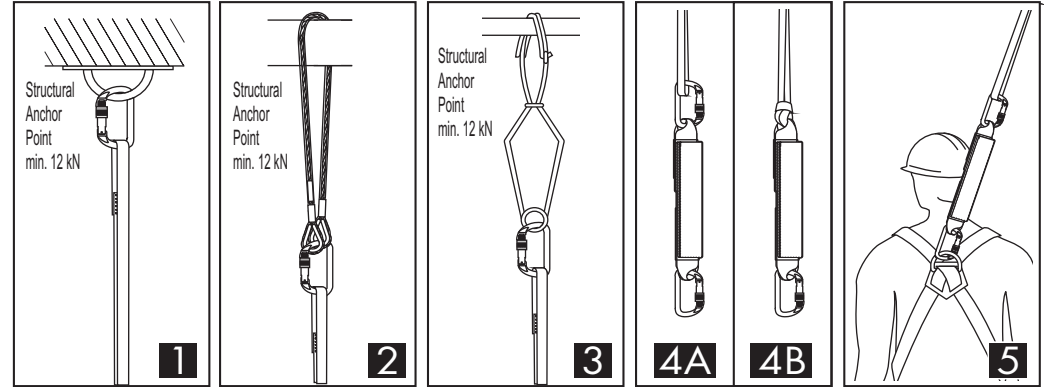
When increasing angle in force triangle cause increasing load applied to anchor points.

To avoid such effect use the AZ900 of proper length.



USING THE AZ900 AS A SAFETY LANYARD (EN 354)

- One snap hook of the AZ900 attach to the structural anchor point of static strength min. 12 kN
 - straight - drawing **1**
 - with an additional connector like wire rope connector - drawing **2** or scissor connector - drawing **3**
- Second one ending of the AZ900 attach to the energy absorber with snap additional snap hook - drawing **4A** or by putting one AZ900 ending through the second one - drawing **4B**
- Formed fall arrest subassembly (energy absorber+webbing sling connector) attach to the front or back attaching buckle of a safety harness - drawing **5**



NOTICE: - In determining the space under the workplace required to arrest the fall, consider the sling as an additional element that extends the distance for arresting a fall.

- The total length of the sling connected to an energy absorber compliant with EN 355 and snap hooks and fasteners shall not exceed 2 m.
- The user should minimise the amount of slack in the sling near a fall hazard.
- The user must rule out any risk of the situation (e.g. wrapping the sling around neck) that during use or arresting a fall the sling may be used choke hitched.
- The user should avoid interleaving the sling between construction elements or the situation when there is a risk of falling over the sharp edge (e.g. roof edge).
- The sling can be used in temperatures from -30°C to 50°C.
- Do not use only the sling (with no shock absorber) on its own as a device to arrest a fall from height.
- Two separate slings each with an energy absorber should not be used side by side (i.e. parallel).
- The free tail of a twin tail (double) sling combined with energy absorber should not be clipped back on the harness.
- It is permissible to use the AZ900 without a shock absorber only as a rope that restricts (prevents) the worker from the area at risk of a fall.
- Twisting and kinking the legs (branches) shall be avoided.
- The legibility of the product markings should be checked.

THE ESSENTIAL PRINCIPLES FOR USERS OF PERSONAL PROTECTIVE EQUIPMENT

- personal protective equipment shall only be used by a person trained and competent in its safe use.
- personal protective equipment must not be used by a person with medical condition that could affect the safety of the equipment user in normal and emergency use.
- a rescue plan shall be in place to deal with any emergencies that could arise during the work.
- it is forbidden to make any alterations or additions to the equipment without the manufacturer's prior written consent.
- any repair shall only be carried out by equipment manufacturer or his certified representative.
- personal protective equipment shall not be used outside its limitations, or for any purpose other than that for which it is intended.
- personal protective equipment should be a personal issue item.
- before use ensure about the compatibility of items of equipment assembled into a fall arrest system. Periodically check connecting and adjusting of the equipment components to avoid accidental loosening or disconnecting of the components.
- it is forbidden to use combinations of items of equipment in which the safe function of any one item is affected by or interferes with the safe function of another.
- before each use of personal protective equipment it is obligatory to carry out a pre-use check of the equipment, to ensure that it is in a serviceable condition and operates correctly before it is used.
- during pre-use check it is necessary to inspect all elements of the equipment in respect of any damages, excessive wear, corrosion, abrasion, cutting or incorrect acting, especially take into consideration:
 - in full body harnesses and belts - buckles, adjusting elements, attaching points, webbings, seams, loops;
 - in energy absorbers - attaching loops, webbing, seams, casing, connectors;
 - in textile lanyards or lifelines or guidelines - rope, loops, thimbles, connectors, adjusting element, splices;
 - in steel lanyards or lifelines or guidelines - cable, wires, clips, ferrules, loops, thimbles, connectors, adjusting elements;
 - in retractable fall arresters - cable or webbing, retractor and brake proper acting, casing, energy absorber, connector;
 - in guided type fall arresters - body of the fall arrester, sliding function, locking gear acting, rivets and screws, connector, energy absorber;
 - in connectors - main body, rivets, gate, locking gear acting.
- after every 12 months of utilization, personal protective equipment must be withdrawn from use to carry out periodical detailed inspection. The periodic inspection must be carried out by a competent person for periodic inspection. The periodic inspection can be carried out also by the manufacturer or his authorized representative. In case of some types of the complex equipment e.g. some types of retractable fall arresters the annual inspection can be carried out only by the manufacturer or his authorized representative.
- regular periodic inspections are the essential for equipment maintenance and the safety of the users which depends upon the continued efficiency and durability of the equipment.
- during periodic inspection it is necessary to check the legibility of the equipment marking.
- it is essential for the safety of the user that if the product is re-sold outside the original country of destination the reseller shall provide instructions for use, for maintenance, for periodic examination and for repair in language of the country in which the product is to be used.
- personal protective equipment must be withdrawn from use immediately when any doubt arise about its condition for safe use and not used again until confirmed in writing by equipment manufacturer or his representative after carried out the detailed inspection.
- personal protective equipment must be withdrawn from use immediately and destroyed (or another procedures shall be introduced according detailed instruction from equipment manual) when it have been used to arrest a fall