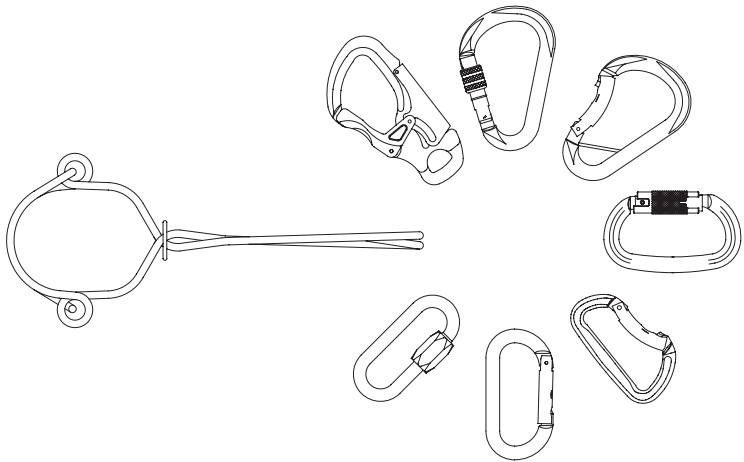





CONNECTORS

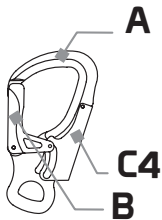
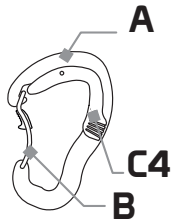
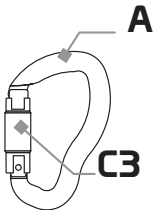
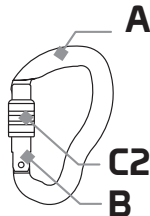
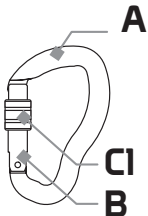
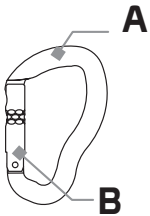
WWW.KONG.IT



EN: Category III Personal Protective Equipment, CONNECTORS are:


- openable devices which enable the user to assemble a system in order to link himself/herself directly or indirectly to an anchor, or to link other devices;
- parts of a system of protection and/or prevention of the impact created by falls from a height;
- certified according to standards EN 362:2004 and/or EN 12275:2013.





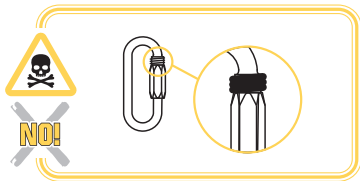

Nomeclature - Nomenclatura - Terminologie - Terminología - Обозначения - 部件术语 - Nazewnictwo		
A	Body - Corpo - Corps - Körper - Cuerpo - Corpo - корпус - 钩身 - Tělo - Lichaam - Korpus	
B	Gate - Leva - Levier - Hebel - Palanca - Alavanca - рычаг - 锁杆 - Páčka - Hendel - Ramię zamka	
Gate locking device - Dispositivo di bloccaggio della leva - Dispositif de verrouillage du levier - Hebelverriegelung - Dispositivo de bloqueo de la palanca - Equipamento de bloqueio da alavanca - устройство блокировки рычага - 锁杆锁定装置 - prostředek k zablokování páčky - Hendelvergrendeling - Blokada zamka	C1 SCREW SLEEVE	Manual screw sleeve Ghiera manuale a vite - Bague manuelle à vis - Manueller Schraubring - Anilla manual con tornillo - Porca manual - Кольцевая гайка ручная с винтом - 手动锁定螺纹环 - Ruční objímka se šroubem - Handmatige schroefmoer - Nakrętka śrubowa ręczna
	C2 EXPRESS	Automatic sleeve Ghiera automatica - Bague automatique - Automatischer Ring - Anilla automática - Porca de anel automática - Автоматическая кольцевая гайка - 锁杆自动锁定 - Automatická objímka - Automatische ringmoer - Nakrętka automatyczna
	C3 TWIST LOCK AUTOBLOCK	
	C4 DOUBLEGATE	Automatic double lever Doppia leva automatica - Double levier automatique - Doppelter automatischer Hebel - Doble palanca automática - Alavanca automática dupla - Двойной автоматический рычаг С - 双重自动锁定安全杆 - Dvojitá automatická páčka - Dubbele automatische hendel - Ramię blokujące

1 GATE LOCKING DEVICES



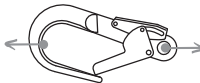
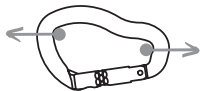
2

QUICK LINK



3

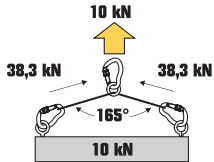
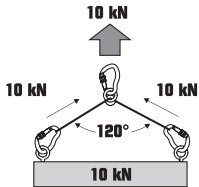
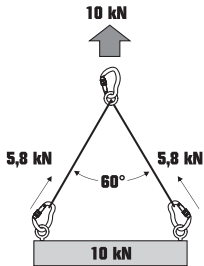
MAXIMUM

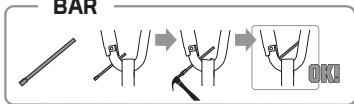
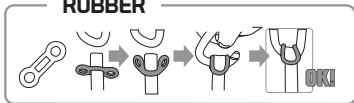
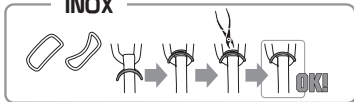
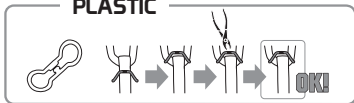
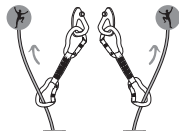
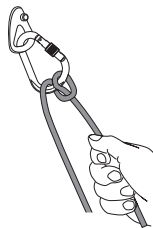


STRENGTH

4

KEEP IN MIND FORCE COMPOSITION!



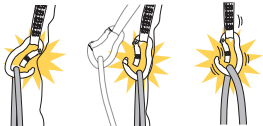
5**BAR****RUBBER****INOX****PLASTIC****6**

7

GRAB

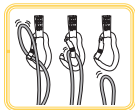
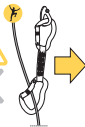


ACCIDENTAL OPENING




WITHOUT GATE LOCKING DEVICE

PAY ATTENTION



TO CONNECTIONS!

FREEDOM OF MOVEMENT!

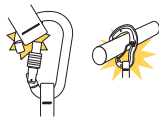


REDUCED

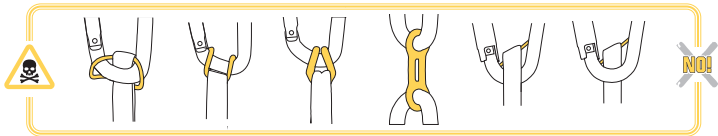


STRENGTH

OPEN GATE (B)



8 WRONG "FAST" INSTALLATION



SYMBOL EXPLANATION

LEGENDA DEI PICTOGRAMMI - УСЛОВНЫЕ ОБОЗНАЧЕНИЯ НА ПИКТОГРАММАХ - LEGENDE DES PICTOGRAMMES - 图标注解 - LEGENDE DER PIKTOGRAMME - VYSVĚTLIVKY PIKTOGRAMŮ - LEYENDA DE LOS PICTOGRAMAS - LEGENDA VAN DE PICTOGRAMMEN - LEGENDA DOS PICTOGRAMAS - OPIS PIKTOGRAMÓW



Wrong use

Usò errato - Mauvaise utilisation - UnsachgemäÙer bzw. falscher Gebrauch - Uso equivocado - Utilizaçãò incorreta - Неправильная эксплуатация - 错误使用 - Nesprãvné pouÏití - Verkeerd gebruik - Nieprawidłowe uÏycie



Danger of death

Pericolo di morte - Danger de mort - Todesgefahr - Peligro de muerte - Perigo de morte - Смертельная опасность - 死亡危險 - Nebezpeçí smrti - Levensgevaar - Niebezpieczeñstwo śmierci

8 - SPECIFIC INFORMATION

Category III Personal Protective Equipment, **CONNECTORS** are:

- openable devices which enable the user to assemble a system in order to link himself/herself directly or indirectly to an anchor, or to link other devices;
- parts of a system protecting/preventing against the impact created by falls from a height;
- certified according to standards EN 362:2004, EN 12275:2013, and/or UIAA 121.

Fig. 1 - Gate locking devices functioning (C1, C2, C3, C4) - These devices prevent the accidental opening of the gate (B).

Fig. 2 - Quick links functioning (type Q) - Quick links shall always be used with the sleeve completely tightened closed.

Fig. 3 - Major strength direction - Avoid loading the device along the minor axis.

Fig. 4 - Force composition - Estimate the real load applied before using this device. This load shall not exceed $\frac{1}{4}$ of the load marked on the device (WLL 1:4).

Fig. 5 - "FAST" application - Fast limits the movement of the connected devices. Connectors supplied with "bar" style ones must be used only after the application.

Fig. 6 - Examples of correct use.

Fig. 7 - Examples of wrong and dangerous use.

Fig. 8 - Examples of wrong and dangerous "FAST" application.

Checks before and after use - Before and after use, make sure that the device is in an efficient condition and that it is working properly, in particular, check that:

- it is suitable for the intended use;
- has not been mechanically deformed;
- does not show cracks, wear, corrosion and oxidation;
- the load indicator is not activated (if equipped);
- the gate locking device (C1, C2, C3, C4) works correctly;
- mobile parts move or rotate without excessive resistance;
- markings are legible;
- the gate (B) shall:
 - when actuated, open completely;
 - when released, close completely and automatically.

Before use and in a position that is completely safe, on each occasion check that the device holds correctly by putting your weight on it. It is recommended to periodically clean and lubricate mobile parts (B and C) with a moderate amount of silicon-based oil.

Important:

- keep in mind this device length in fall arrest systems;
- do not open the gate (B) when a load is applied to this device;

- keep in mind possible accidental openings (e.g. due to shock, vibrations, falls, etc.);
- type Q connectors should only be used where the need of connections is infrequent;
- the load indicator is designed to be activated by a static force between 2,5kN and 3,5kN;
- systems that require frequent opening and closing it is recommended to use model with an automatic gate locking device (C2, C3, C4);
- this device shall be free to move and position itself as shown in fig. 3 and along the foreseeable direction of load application, with the gate (B) always perfectly closed;
- assess the suitability of the chosen anchor point according to the intended application (e.g. dimension of the attachment point, strength, materials, etc.).

Warning:

- never grip on this device as aid in climbing;
- do not apply loads while this device gate (B) is open;
- discard this device if the load indicator has been activated;
- connection with wide elements reduce this device strength and can compromise closing and locking of the of the gate (B).

LLLLLL MMYX XXXX	LLLLLL
Serial Number - Numero seriale - Numéro de série - Serien-nummer - Número de serie - Número de série - Серийный номер - 序列号 - Výrobní číslo - Nummer serie - Numer seryjny	Batch number - Numero di lotto - Numéro de lot - Chargennummer - Número do lote - Número de lote - Номер партии - 批号 - Partijnummer - Číslo šarže - Numer partii
	MMYY
	Month (MM) and year (YY) of production - Mese (MM) e anno (YY) di produzione - Mois (MM) et année (YY) de production - Monat (MM) und Jahr (YY) der Produktion - Mes (MM) y año (YY) de producción - Mês (MM) e ano (YY) de produção - Месяц (MM) и год (YY) изготовления - 生产年月: 月/年 - Měsíc (MM) a rok (YY) výroby - Maand (MM) en jaar (YY) van productie - Miesiąc (MM) i rok (YY) produkcji
	XXXX
Progressive number in the batch - Numero progressivo nel lotto - Numéro de série dans le lot - Fortlaufende Nummer im Los - Número sequencial no lote - Número progresivo en el lote - Порядковый номер в партии - 批次数号 - Volgnummer in de partij - Pořadové číslo v šarži - Kolejny numer w partii	

EN 362:04

Conformity to the European standard

- Conformità allo standard Europeo
- Conformité à la norme européenne
- Konformität laut europäischer Norm
- Conforme al estándar europeo
- Conformidade com a norma europeia
- Соответствует европейскому стандарту
- 符合欧洲标准
- Soulad s evropskou normou
- Overeenkomstig de Europese norm
- Zgodność ze standardem europejskim

EN362:2004 - Connectors for use in fall arrest systems, work positioning, restrain, rope access

Connettori per l'uso in sistemi di arresto caduta, di posizionamento sul lavoro, di trattenuta, di accesso su fune - Connecteurs pour l'utilisation dans les systèmes antichute, de positionnement au travail, de retenue, d'accès par corde - Verbindungselemente zur Anwendung an Systemen zur Absturzsicherung und Arbeitspositionierung, Rückhaltesystemen, Seilzugangssystemen - Conectores para uso en sistemas de detención de caídas, posicionamiento en el trabajo, retención, acceso con cuerda - Conectores para uso em sistemas de travamento contra queda, posicionamento de trabalho e de restrição, sistemas de acesso por cabo - Разъемы для применения в системах защиты от падения, позиционирования при работе, удержания, канатных системах доступа - 适用于防高空坠落系统、工作定位系统、绳索系统的连接扣 - Spony k použití v systémech pro zastavení pádu, pracovních polohovacích, zádržných a přístupových lanových systémech - Connectoren voor gebruik bij valstop, werkpositionering, beveiliging, touwtoegangssystemen - Łączniki do stosowania w systemach chroniących przed upadkiem, ustalania pozycji podczas pracy, systemów ograniczających przemieszczanie, prac z zabezpieczeniem linowym.

EN 12275:13

Conformity to the European standard







- Conformità allo standard Europeo
- Conformité à la norme européenne
- Konformität laut europäischer Norm
- Conforme al estándar europeo
- Conformidade com a norma europeia
- Соответствует европейскому стандарту
- 符合欧洲标准
- Soulad s evropskou normou
- Overeenkomstig de Europese norm
- Zgodność ze standardem europejskim

EN12275:2013 - Connectors for use in mountaineering, climbing and connected activities

Connettori per l'uso in alpinismo, arrampicata ed attività connesse - Connecteurs pour l'alpinisme, l'escalade et les activités connexes - Verbindungselemente zur Anwendung an Bergsteiger- und Kletterausrüstung und damit zusammenhängenden Tätigkeiten - Conectores para uso en montañismo, escalada y actividades relacionadas - Conectores para uso em alpinismo, escalada e atividades relacionadas - Разъемы для использования в альпинизме, скалолазании и смежных видах деятельности - 适用于登山、攀岩及相关活动中使用的连接扣 - Spony k použití v horolezectví, při lezení a souvisejících činnostech - Connectoren voor gebruik bij bergbeklimmen, klimmen en aanverwante activiteiten - Karabinki stosowane w alpinistyce, wspinaczce i podobnego typu aktywnościach

MBS Minimum Breaking Strength

- Carico minimo di rottura - Charge de rupture minimale - Mindestbruchlast
- Carga mínima de ruptura - Carga mínima de ruptura
- Минимальная пробивная нагрузка - 断裂最小负荷
- Minimální zatížení na mezi pevnosti - Minimale breukbelasting
- Minimalna wytrzymałość na rozciąganie

	<p>Minimum breaking strength along the major axis Carico minimo di rottura lungo l'asse maggiore - Charge de rupture minimale le long du plus grand axe - Mindestbruchlast an der längeren Achse - Carga de rotura mínima a lo largo del eje mayor - Carga mínima de rotura ao longo do eixo maior - Минимальная разрушающая нагрузка вдоль самой длинной оси - 长轴断裂最小负荷 - Minimální zatížení na mezi pevnosti podél delší osy - Minimale breukbelasting langs de langste as - Minimalna wytrzymałość na rozciąganie wzdłuż osi większej</p>	
	<p>Minimum breaking strength along the minor axis Carico minimo di rottura lungo l'asse minore - Charge de rupture minimale le long du plus petit axe - Mindestbruchlast an der kürzeren Achse - Carga de rotura mínima a lo largo del eje menor - Carga mínima de rotura ao longo do eixo menor - Минимальная разрушающая нагрузка вдоль самой маленькой оси - 短轴断裂最小负荷 - Minimální zatížení na mezi pevnosti podél kratší osy - Minimale breukbelasting langs de kortste as - Minimalna wytrzymałość na rozciąganie wzdłuż osi mniejszej</p>	
	<p>Minimum breaking strength with the gate open Carico minimo di rottura a leva aperta - Charge de rupture minimale lorsque le levier est ouvert - Mindestbruchlast am geöffneten Hebel - Carga mínima de rotura con palanca abierta - Carga mínima de rotura com a alavanca aberta - Минимальная разрывная нагрузка при раскрытом рычаге - 锁杆打开时断裂最小负荷 - Minimální zatížení na mezi pevnosti s otevřenou páčkou - Minimale breukbelasting bij geopende hendel - Minimalna wytrzymałość na rozciąganie przy otwartym zamku</p>	

<p>A</p>	<p>Connector for specific anchors Connettore per ancoraggi specifici - Connecteur pour ancrages spécifiques - Verbinder für spezifische Anker - Conector para anclajes específicos - Conector para ancoragens específicas - Разъем для специальных анкерных креплений - 专用锚固连接扣 - Spona pro specifické kotvení - Aansluiting voor specifieke verankeringen - Karabinek do konkretnych zaczepów</p>
<p>B</p>	<p>Base connector Connettore base - Connecteur de base – Basiskarabiner - Conector base - Conector básico - Основной разъем - 基本连接扣 - Základní spona – Basisconnector - Karabinek podstawowy</p>
<p>B (EN12275)</p>	<p>Base with gate locking device Base con dispositivo di blocco della leva - Base avec dispositif de verrouillage du levier - Basiskarabiner mit Hebelverriegelung - Base con un dispositivo de bloqueo de la palanca - Básico com dispositivo de bloqueio da alavanca - Основной с устройством блокировки рычага - 带有锁杆锁定装置的基本连接器 - Základní spona s blokovacím prostředkem páčky - Basisconnector met hendelvergrendeling - Podstawowy z blokadą zamka</p>
<p>H</p>	<p>HMS connector Connettore HMS - Connecteur HMS - HMS-Karabiner - Conector HMS - Conector HMS - Разъем HMS - HMS连接扣 - Spona HMS - HMS-connector - Karabinek HMS</p>
<p>K</p>	<p>Via Ferrata connector Connettore per via Ferrata - Connecteur pour via Ferrata - Karabiner für Klettersteige - Conector para Via Ferrata - Conector para via ferrata - Разъем для подключения через Ferrata - 铁索攀岩连接扣 - Spona pro zajištěné cesty - Connector voor klimroutes - Karabinek via Ferrata</p>

M	<p>Multiuse connector Connettore multiuso - Connecteur multifonctionnel - Mehrzweck-Karabiner - Conector multi uso - Conector multiuso - Универсальный разъем - 多功能连接扣 - Multifunkční spona - Multifunctionele connector - Karabinek wielofunkcyjny</p>
Q	<p>Quick link Maglia rapida - Maillon rapide – Schnellglied - Enlace rápido - Elo rápido - Быстроразъемное звено - 快接扣 – Rychločlánek – Snelkoppelingen - Karabinek</p>
T	<p>Terminal connector Connettore terminale - Connecteur d'extrémité – Endverbindungselement - Conector terminal - Conector terminal - Конечный разъем - 终端连接扣 - Koncová spona – Aansluitconnectoren - Karabinek do zakończeń</p>
T (EN12275)	<p>Terminal with gate locking device Terminale con dispositivo di blocco della leva - D'extrémité avec dispositif de verrouillage du levier - Endverbindungselement mit Hebelverriegelung - Terminal con dispositivo de bloqueo de la palanca - Terminal com equipamento de bloqueio da alavanca - Конечный с устройством блокировки рычага - 带有锁杆锁定装置的终端连接扣 - Koncová spona s blokovacím prostředkem páčky - Aansluitconnector met hendelvergrendeling - Kakończerń z blokadą zamka</p>
X	<p>Oval connector Connettore ovale - Connecteur ovale - Ovaler Verbinder - Conector oval - Conector oval - Овальный разъем - 椭圆形连接扣 - Oválná spona - Ovale connector - Karabinek owalny</p>

Certified by

- Certificato da
- Certifié par
- Zertifiziert durch
- Certificado por
- Сертифицировано
- 认证部门
- Certifikoval
- Gecertificeerd door
- Certyfikowany przez

NB 0123**TÜV SÜD Product Service GmbH**

Daimlerstrasse 11

85748 Garching - Germany

NB 2008**DOLOMITICERT scarl**

Zona Industriale Villanova

30013 Longarone BL - Italy

Download the declaration of conformity at:

- Scarica la dichiarazione di conformità a:
- Télécharger la déclaration de conformité à :
- Auf folgender Webseite kann die Konformitätserklärung heruntergeladen werden:
- Descargue la declaración de conformidad en:
- Descarregue a declaração de conformidade de:
- Загрузить заявление о соответствии:
- 到以下网址下载符合性声明:
- Stáhnout prohlášení o shodě do:
- Download de overeenstemmingsverklaring op:
- Pobierz deklarację zgodności na stronie:

www.kong.it/conformity

CONNECTORS TABLE LEGEND

A (ø mm)



Opening

Apertura
Ouvrir
Öffnung
Abertura
Открытие
锁杆打开
Otevírání
Otwór

M

Main material

Materiale - Matériaux - Materialien - Materiales - Material
Материалы - 材料 - Materiály - Materialien -

AL

Aluminium alloy

Lega d'alluminio
Alliage d'aluminium
Aluminium legierung
Aleación de aluminio
Liga de alumínio
Алюминиевый сплав
铝合金
Hliníková slitina
Aluminiumlegering
Stop aluminium

CS

Carbon steel

Acciaio al carbonio
Acier au carbone
Kohlenstoffstahl
Acero al carbón
Aço carbono
Углеродистая сталь
碳钢
Uhlíková ocel
Koolstofstaal
Stal węglowa

SS

Stainless steel

Acciaio inossidabile
Acier inoxydable
Rostfreier Edelstahl
Acero inoxidable
Aço inoxidável
Нержавеющая сталь
不锈钢
Nerezová ocel
Roestvrij staal
Stal nierdzewna

MODEL			CODE		A	NB
FAMILY	MATERIAL	VERSION				
ARGON	AL	STRAIGHT	719.000	719.H00	17	2008
		WIRE GATE	719.300	719.H30	18	2008
		SCREW	719.A00	719.HA0	15	2008
ARGON R	AL	BENT	729.100	729.I10	21	2008
		WIRE GATE	729.300	729.I30	21	2008
B.B.Q.	SS	75	516.075	516.075	60	2008
		100	516.100	516.100	100	2008
		140	516.140	516.140	125	2008
D QUICK LINK	CS		409.100	409.LB0	12	2008
DOUBLE GATE	CS		416.13X	416.OX0	17	2008
ERGO	AL	STRAIGHT	783.000	783.I00	20	2008
		BENT	783.100	783.I10	20	2008
		SCREW	783.A00	783.IA0	18	2008
		EXPRESS + BAR	783.G00	783.IU0	18	2008
		TWIST LOCK	783.P00	783.IG0	16	2008
		AUTOBLOCK	783.V00	783.IM0	16	2008
		DOUBLE GATE	783.X00	783.IX0	19	2008
		OPEN LATCH	783.IXB	783.IY0	19	2008

FERRATA	AL	SCREW	778.A00	778.MA0	25	2008
		EXPRESS + BAR	778.G00	778.MU0	25	2008
		TWIST LOCK	778.P00	778.MG0	25	2008
		TWIST LOCK + BAR	778.P50	778.MGK	25	2008
		AUTOBLOCK	778.V00	778.MM0	25	2008
GUIDE	AL	STRAGIHT	733.000	733.L00	22	2008
		BENT	733.100	733.L10	22	2008
		SCREW	733.A00	733.LA0	19	2008
H.M.S. CLASSIC	AL	SCREW	786.A00	786.MA0	25	0123
		TWIST LOCK	786.P00	786.MG0	23	0123
		AUTOBLOCK	786.V00	786.MM0	23	0123
H.M.S. NAPIK	AL	SCREW	957.A00	787.MA0	22	2008
		SCREW + BAR	957.A50	787.MAK	22	2008
		TWIST LOCK	957.P00	787.MG0	22	2008
		AUTOBLOCK	957.V00	787.MM0	22	2008
		AUTOBLOCK + BAR	957.V50	787.MMK	22	2008
HARNESS 10	SS	SCREW	535.10C	535.ID0	16	2008
		SCREW + EYE	535.10C6	535.IDG	16	2008
		SCREW + BAR	535.10D5	535.ICG	16	2008
		SAFETY GATE + EYE	535.10F6	535.IXG	18	2008
		EXPRESS + BAR	535.10J5	535.IVJ	17	2008

HARNES 12	CS	SCREW	435.12C	435.LD0	23	2008
		SCREW + EYE	435.12C6	435.LDG	23	2008
		AUTOBLOCK	435.12Y	435.LR0	22	2008
		AUTOBLOCK + EYE	435.12Y6	435.LRG	22	2008
	SS	SCREW	535.12C	535.LD0	22	2008
		SCREW + EYE	535.12C6	535.LDG	22	2008
		AUTOBLOCK	535.12Y	535.LR0	22	2008
		AUTOBLOCK + EYE	535.12Y6	535.LRG	22	2008
		TWIST LOCK	535.12Z	535.LK0	22	2008
		TWIST LOCK + EYE	535.12Z6	535.LKG	22	2008
	AL	SCREW	705.12A	705.LA0	23	2008
		SCREW + EYE	705.12A6	705.LAG	23	2008
		TWIST LOCK	705.12P	705.LG0	22	2008
		AUTOBLOCK	705.12V	705.LM0	22	2008
		AUTOBLOCK + EYE	705.12V6	705.LMG	22	2008
HEAVY DUTY	CS		472.C00	472.MD0	16	2008
	AL		785.A00	785.MA0	16	2008
INDOOR	SS		524.100	524.I10	19	2008

LARGE MULTIUSE	AL	STRAIGHT	737.L00	737.L00	25	2008
		SCREW	737.LA0	737.LA0	23	2008
		TWIST LOCK	737.LG0	737.LG0	22	2008
		AUTOBLOCK	737.LM0	737.LM0	22	2008
OVAL CLASSIC	CS	STRAIGHT GATE	462.L00	462.L00	18	2008
		SCREW	462.LC0	462.LD0	15	2008
	AL	STRAIGHT	730.000	730.L00	18	2008
		SCREW	730.A00	730.LA0	16	2008
OVAL D	CS		465.C00	465.ID0	20	2008
OVALONE	CS	SCREW	412.L00	412.LD0	21	2008
		TWIST LOCK	412.L80	412.LH0	21	2008
		AUTOBLOCK	412.L90	412.LN0	21	2008
	SS	SCREW	512.L00	512.LC0	20	0123
		AUTOBLOCK	512.Y00	512.LR0	20	0123
		TWIST LOCK	512.Z00	512.LK0	20	0123
	AL	STRAIGHT	712.000	712.L00	22	2008
		SCREW	712.A00	712.LA0	21	2008
		TWIST LOCK	712.P00	712.LG0	21	2008
		AUTOBLOCK	712.V00	712.LM0	21	2008

OVALONE DNA	CS	AUTOBLOCK	414.Y00	414.LR0	20	2008
		TWIST LOCK	414.Z00	414.LK0	20	2008
PADDLE	AL	BENT GATE	265.000	765.M10	32	2008
		BENT GATE + BAR	265.005	765.M1K	32	2008
		WIRE GATE	265.300	765.M30	32	0123
QUEEDY	AL	24	716.24X	716.YX0	56	2008
		35	716.350	716.ZX0	105	0123
QUICK LINK	CS	07 LONG	403.DB0	403.DB0	14	2008
	SS	08 LONG	600.080	500.EC0	10	2008
		10 LONG	600.100	500.IC0	12	2008
TANGO	AL		715.0X0	715.0X0	26	2008
TANGO 360°	AL		715.0XD	715.0XN	26	2008
TRAPPER	AL	STRAIGHT	789.000	789.I00	19	2008
		BENT	789.100	789.I10	19	2008
		SCREW	789.A00	789.IA0	15	2008
TRIANGLE QUICK LINK	SS	08	602.080	502.EC0	12	2008
		10	602.100	502.IC0	13	2008

X-LARGE	CS	STRAIGHT	411.000	411.M00	29	2008
		SCREW	411.L00	411.MD0	26	2008
		SCREW + BAR	411.L50	411.MDK	26	2008
		AUTOBLOCK ANSI	411.O00	411.MP0	25	2008
		AUTOBLOCK ANSI + BAR	411.O50	411.MPK	25	2008
		TWIST LOCK ANSI	411.T00	411.MI0	25	2008
		TWIST LOCK ANSI + BAR	411.T50	411.MIK	25	2008
		AUTOBLOCK	411.Y00	411.MR0	25	2008
		AUTOBLOCK + BAR	411.Y50	411.MRK	25	2008
		TWIST LOCK	411.Z00	411.MK0	25	2008
	SS	STRAIGHT	511.000	511.M00	29	0123
		SCREW	511.L00	511.MD0	26	0123
		AUTOBLOCK	511.Y00	511.MR0	26	0123
		AUTOBLOCK + BAR	511.Y50	511.MRK	26	0123
		TWIST LOCK	511.Z00	511.MK0	26	0123
	AL	STRAIGHT	911.000	711.M00	29	0123
		SCREW	911.A00	711.MA0	26	0123
		TWIST LOCK	911.P00	711.MG0	26	0123
		TWIST LOCK + BAR	911.P50	711.MGK	26	0123
		AUTOBLOCK	911.V00	711.MM0	26	0123
		AUTOBLOCK + BAR	911.V50	711.MMK	26	0123

